



Guangren Elementary School

Grade 4 Newsletter Week 3: September 15th - September 19th, 2025

光仁國小ESL雙語班週報 - 四年級
第一學期第三週 九月十五日 - 九月十九日

Contents 目錄

- Learning Goals 學習目標
- Weekly Learning 每週學習內容
- High Frequency Words 高頻單字
- Key Content Words 關鍵字彙
- Grammar Focus 文法重點
- Social Conventions 主題句型
- Raz Kids Book of the Week Raz Kids本週推薦書籍
- General Information 一般資訊





Learning Goals This Week

每週學習目標

Oral Communication:

- We are learning to build on ideas shared by our classmates.

Reading:

- We are learning to identify key ideas in various texts.

Writing:

- We are learning to use a graphic organizer to write a paragraph.

口語溝通：

- 我們正在學習如何針對同學分享的觀點進行延伸發展。

閱讀：

- 我們正在學習如何從不同文本中辨識重要觀點。

寫作：

- 我們正在學習運用圖像化組織工具來撰寫文章段落。

Weekly Learning-Oral



每週學習內容 - 口說

For speaking this week, students participated in discussion by answering and sharing about the skeleton. They used turn and talk in pairs to talk about what system the bones are part of, their appearance, function, and location in the body. Students asked and answered questions such as where bones are found and how they help us.

本週口語課堂中，學生透過回答與分享關於骨骼的知識參與討論。他們以「轉身對話」方式分成兩人一組，探討骨骼所屬的系統、外觀、功能及在體內的位置。學生們互相提問並解答例如「骨骼在身體裡何處」及「骨骼如何協助人體運作」等問題。

Weekly Learning - Reading

每週學習內容 - 閱讀



This week in reading, students explored texts about the human skeleton. They learned to identify key ideas and important concepts about the different bones in our bodies, such as the skull, ribs, and spine. Students also discussed how these bones help us move, support and protect our organs.

本週的閱讀課中，學生們探索了關於人體骨骼的文本。他們學習辨識關於人體各類骨骼（如頭骨、肋骨與脊椎）的重要概念與知識。學生探討了這些骨骼如何協助我們活動肢體、支撐身體，並保護體內器官。

Weekly Learning - Writing

每週學習內容 - 寫作



This week in writing, students continued to practise their writing about the human body. They learned about the skeleton and the skeletal system. They brainstormed important ideas and words on a mind map, and organized those ideas into a graphic organizer in point form. Students then used the information in point form to write full sentences. This helped students build strong writing skills while also continuing to learn interesting facts about the human body.

在這週的寫作課堂上，學生們持續練習關於人體的寫作。他們學習了骨骼與其系統的相關知識，透過心智圖進行重要概念與詞彙的腦力激盪，並將這些想法整理成要點形式，放在圖表中。隨後，學生運用這些要點資訊撰寫完整句子。此過程不僅幫助學生建立扎實的寫作能力，同時持續學習到人體的有趣知識。

Weekly Learning - Art

每週學習內容 - 美術



For art this week, students demonstrated their understanding of the skeletal system by creating an x-ray-style picture of their arm and hand. Students were able to follow multi-step directions in English. They were also able to practise classroom social conventions like, "Please pass me the..." and "Are you finished with...?"

在本週的美術活動中，學生們透過創作手臂與手部的X光片風格圖像，展現了對骨骼系統的理解。學生能遵循英文的多步驟指示，同時也練習了課堂中重要的文法，例如「請遞給我...」和「你完成...了嗎？」等表達方式。




High Frequency Words (HFW) 高頻單字

feet/foot	腳(複數/單數)
body	身體
hand	手
being	(存在的)生物
across	跨越；在...對面

Content/Keywords Words 關鍵字彙

bones	骨頭
skeleton	骨骼
spine	脊椎
joints	關節
protect	保護
ribcage	胸廓
elbows	手肘
knees	膝蓋
skull	顱骨
shape	形狀




Grammar Focus 文法重點

Degrees of comparison of adjectives

- Comparatives: add -r/ -er/ -ier
 - The heart is **smaller** than the brain.
- Superlatives: add -st/ -est/ -iest
 - Bones are the **hardest** part of the body.

形容詞的比較級和最高級

- 比較級: 加上 -r/-er/-ier
 - 心臟比腦部小。(small + -er)
- 最高級: 加上 -st/-est/-iest
 - 骨頭是身體內最硬的部位。(hard + -est)



Social Conventions 主題句型

“The name of this organ is ……”

“這個器官的名稱是…。”

“The _____ is part of the _____ system.”

“_____是_____系統的一部分。”

“The _____ is located in your/the _____.”

“____(器官)____位於(你的)____(部位)____。”

“The function of the _____ is to _____.”


“_____的功能是_____。”

“You need to _____ to keep your _____ healthy.”

“你需要_____來保持_____的健康。”



Raz-Kids Feature Book Raz-Kids推薦書籍



Title 書名: My Bones

Author 作者: Racheal Rice

Book Level 書籍等級: H

In class:

We read the book to introduce new vocabulary and to help students understand the human skeleton.

At Home:

1. Read the book together.
2. After reading, ask your child:
"What is the book about?"
"What did you learn in this book?"

Your child could say:

"The book is about ..."
"I learned that ..."

在課堂上:

我們閱讀書籍來介紹新字彙，並幫助學生了解人體骨骼。

您可以在家中嘗試:

1. 一起閱讀這本書。
2. 閱讀之後，問孩子:

"這本書在講什麼?"，"你從書中學到了什麼?"

您的孩子可以回答:

"這本書是關於...。"

"我學到了...。"

General Information 一般資訊





- Reminder: Please remember to RSVP if you are able to attend the Grade 4-6 Parent Workshop on September 23, 8:30-10:00 am. The topic is: "How to Support Your Child with Learning English at Home". We hope to see you there!

提醒：如果您能參加 9 月 23 日上午 8:30-10:00 的四至六年級家長工作坊，請務必回覆 RSVP。工作坊主題為：「如何在家中協助孩子學習英語」。期待您的參與！

- Reminder: Teachers Day (No School) - Sept 29

溫馨提醒：教師節(學校放假) - 9/29

Photos 照片



Thank you!
感謝您!