



Guangren Elementary School

Grade 4 Newsletter Week 2: September 8th - September 12th, 2025

光仁國小ESL雙語班週報 – 四年級
第一學期第二週 九月八日 - 九月十二日

Contents

Contents 目錄

- Learning Goals
- Learning Goals 學習目標

- Weekly Learning
- Weekly Learning 每週學習內容

- High Frequency Words
- High Frequency Words 高頻單字

- Key Content Words
- Key Content Words 關鍵字彙

- Grammar Focus
- Grammar Focus 文法重點

- Social Conventions
- Social Conventions 主題句型



- Raz Kids Book of the Week
- Raz Kids Book of the Week Raz Kids每週推薦書籍

- General Information
- General Information 一般資訊

Learning Goals This Week



的學習目標

Oral Communication:

We are learning to listen and follow instructions to complete tasks.

We are learning to listen and participate in discussions by answering and sharing ideas about a topic.

Reading:

We are learning to show that we understand a reading or an adapted text by sharing ideas in class discussions.

Writing:

We are learning to write short and long sentences using correct vocabulary and sentence structure.

We are learning to create a mindmap to brainstorm before writing.

口語溝通:

我們正在學習傾聽並遵循指示以完成任務。

我們正在學習傾聽並參與討論，透過回答問題及分享觀點來探討主題。

閱讀：

我們正在學習透過課堂討論分享觀點，以展現對閱讀材料或改編文本的理解。

寫作：

我們正在學習運用正確詞彙與句型結構，撰寫短句與長句。

我們正在學習運用心智圖進行寫作前的腦力激盪。

3

Weekly Learning-Oral



每週學習

內容 - 口說

For speaking this week, students participated in a discussion about the heart by sharing their ideas and answering questions. They practised listening to their classmates and giving simple information in English. This helped them build confidence and learn how to take part in a group discussion.

本週的口語練習中，學生們透過分享觀點與回答問題，參與了一場關於心臟的討論。他們練習聆聽同學的發言，並用英語提供簡單資訊。這有助於建立自信，同時學習如何參與小組討論。

Weekly Learning - Reading

每週學習內容 - 閱讀



This week in reading, students read a text about the human body introducing different organs and systems. After the reading, students participated in a discussion mainly focusing on asking and answering questions about the heart (for example: where is it located, what does it do, what system is it a part of) to show their understanding.

本週的閱讀課中，學生們讀了一篇介紹人體各器官與系統的文本。閱讀後，學生參與了以心臟為主題的討論活動，主要透過提問與回答(例如：心臟位於何處？其功能為何？它屬於哪個系統？)，來展現對所學內容的理解。

Weekly Learning - Writing

每週學習內容 - 寫作



This week in writing, students practised using correct subject-verb agreement. To connect with our lessons about the human body, they wrote simple sentences about the heart. Students first used a graphic organizer (placemat) to collect ideas, such as where the heart is, what system it belongs to, and what it does. They also drew a picture of the heart. Finally, they were shown how to use their notes to write complete sentences about these topics about the heart. This activity helped students strengthen their English writing skills while practising how to build clear and correct sentences.

在本週的寫作課中，學生們練習運用正確的主謂一致性。為呼應人體課程的學習，他們撰寫了關於心臟的簡

單句子。學生首先使用圖像化組織工具(餐墊)來收集想法(例如心臟的位置、所屬系統及功能), 並繪製心臟圖像。最後, 老師指導學生運用筆記撰寫完整的心臟主題句子。此活動不僅強化英語寫作能力, 更讓學生熟練構建清晰正確句子的技巧。

Weekly Learning - Art



每週學習

內容 - 美術

For art this week, students used their new vocabulary about the human body to create and label a diagram by cutting organs out of paper and pasting them in the correct locations. Students were able to decode text-specific vocabulary and key content words.

本週美術課上, 學生們運用新學的人體相關詞彙, 透過剪紙製作器官和貼至正確位置的方式, 創作並標註人體結構圖。學生成功解讀了文本特有的專有單字與關鍵內容字彙。

High Frequency Words (HFW) 高頻單字

above	以上; 之上
eat	吃
hear	聽(到)
move	移動
later	後面; 稍後

Content/Keywords Words 關鍵字彙

organ	器官
system	系統
heart	心臟
pumps	泵送
blood	血液
transport	輸送
air (oxygen)	空氣(氧氣)
healthy habits	健康的習慣
located	設在;位於

carries

攜帶



9

Grammar Focus 文法重點

Height (tall, short) - Taste
(sweet, sour)

● Adjectives

- Size (big, small)
- Texture (smooth, rough)
- Colour (red, green) -

● 形容詞

- 尺寸 (大, 小) - 質感
(平滑, 粗糙) - 顏色 (紅
, 綠) - 身高 (高, 矮) -
味道 (甜, 酸)



10

Social Conventions 主題句型

system.” “The _____ is located in your/the _____.” “The function of the _____ is to _____.”


“這個器官的名稱是...”

“_____是_____系統的一部分。” “__(器官)____位於(你的)__(部位)____。” “_____

“The name of the organ is”

“The _____ is part of the _____

的功能是_____。”



11

Raz-Kids Feature Book Raz-Kids推薦書



Inside Your Body



We read parts of the book together to introduce new vocabulary words.

At Home:

1. Read page 4 and page 11 together.

2. After reading, ask your child:
"What is the book about?", "what did you learn in this book?"

Your child could say:

"The book is about..."

"I learned that ..."

學習焦點

在課堂上:

我們一起閱讀書籍的部分內容, 以介紹新字彙。

您可以在家中嘗試:

1. 一起閱讀第4頁到第11頁。2. 閱讀之後, 問孩子:

"這本書在講什麼?", "你從書中學到了什麼?"

您的孩子可以回答:

"這本書是關於..."

¹²

"我學到了..."



General Information 一般資訊



- To help our classes run smoothly, we kindly ask parents to prepare a small pencil case for your child, containing **two pencils and an eraser**. Please place a name label on each item. The pencil case will be kept in the ESL classroom for class use.
- Please note that a Communication Page has been added to the front cover of your child's ESL Workbook. This can be used on Thursdays, if you need to share a message with your child's teacher.
- Reminder: Please remember to RSVP if you are able to attend the Grade 4-6 Parent Workshop on September 23, 8:30-10:00 am. The topic is: "How to Support Your Child with Learning English at Home". We hope to see you there!
- 為確保課程順利進行，懇請家長為孩子準備一個小型筆袋，內含**兩支鉛筆及一支橡皮擦**。請在每件物品上貼上姓名標籤。筆袋將存放於雙語教室供課堂使用。
- 請留意：學生雙語課程習題本的封面內已新增一頁「家長溝通紀錄表」。若您需要向孩子的老師傳達訊息，可於每週四使用此頁面。
- 溫馨提醒：如果您希望參加四到六年級的「家長工作坊」（9月23日，早上8:30~10:00），請記得填寫 Google 表單。這次的主題將會是「如何在家中協助孩子學習英語」。希望當天見到各位！

Photos 照片





**Thank
you! 感謝
您!**