



Guangren Elementary School

Grade 3 Semester 2 Newsletter Week 9: April 7th - April 11th, 2025

光仁國小ESL雙語班週報 - 三年級
第二學期第九週 四月七日 - 四月十一日

Contents:

內容

1. A Peek into our Week!
2. High Frequency Words
3. Key Content Words
4. Grammar Focus
5. Social Conventions
6. Upcoming Dates

1. 關於我們這一週
2. 高頻單字
3. 重要字彙
4. 文法重點
5. 主要句型
6. 重要日期



Grade 3 Yellow (Ren) class 3年級黃組(仁班)

In this lesson, students enjoyed an exciting scavenger hunt! They worked in teams to match pictures with sentences about ways to save water at home and in school. This activity helped them understand different methods of conserving water while having fun. Students then chose one way to save water and created a colorful poster. They included a drawing and a clear message on their poster to explain how we can save water.

在這堂課中，學生們進行一項令人感到興奮的尋寶遊戲！他們以小組為單位，將圖片與有關在家中和學校省水的方法的句子配對。這項活動讓他們理解各種不同的省水方式。然後，學生選擇一種省水的方法，並製作出一張色彩繽紛的海報。他們在海報上附上圖畫並說明我們可以如何省水。

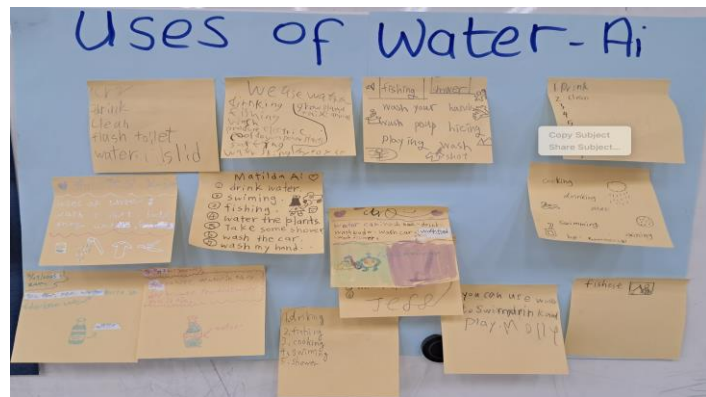


Grade 3 Yellow (Ai) class

3年級黃組(愛班)

In this lesson, students participated in a fun green mat activity to explore the many uses of water. Students gathered on the green mat and brainstormed different ways we use water in our daily lives. They shared their ideas and wrote them down on sticky notes. Students shared their sticky notes with the class. This helped everyone learn from each other and understand how important water is in our lives.

在這堂課中，學生們進行有關水的多種用途的活動。學生坐在綠墊上，一起想出在日常生活中，有哪些使用水的方式。他們分享自己的想法，並寫在便利貼上。之後學生與全班分享他們的便利貼上所寫的內容。這有助於大家互相學習，並瞭解水在我們生活中的重要性。



Grade 3 Yellow (Xin) Class

3年級黃組(信班)

This week, we started a new unit - Being Water Wise. Students learned about the water cycle. They did a fun cut-and-paste activity to recognize the different phases, such as evaporation, condensation, and precipitation. They matched each phase with the correct picture and placed them in the right order. Everyone had fun while learning how water moves through the cycle!

本週，我們開始一個新的單元-明智用水。學生們學習到水循環。他們做一個有趣的剪貼活動來認識不同的階段，例如：蒸發、凝結和降水。他們為每個階段配上正確的圖片，並按照正確的順序擺放。每個人都在學習水如何在循環中流動，而獲得樂趣！



Grade 3 Green (Ren) class 3年級綠組(仁班)

In this class students presented their group's Water Cycle poster. They followed the presentation skills rules of:

1. Speaking loudly and clearly.
2. Looking at the audience.
3. Not moving around while presenting.

在這堂課上，學生們展現他們所製作的水循環海報。他們遵循報告時的規則：

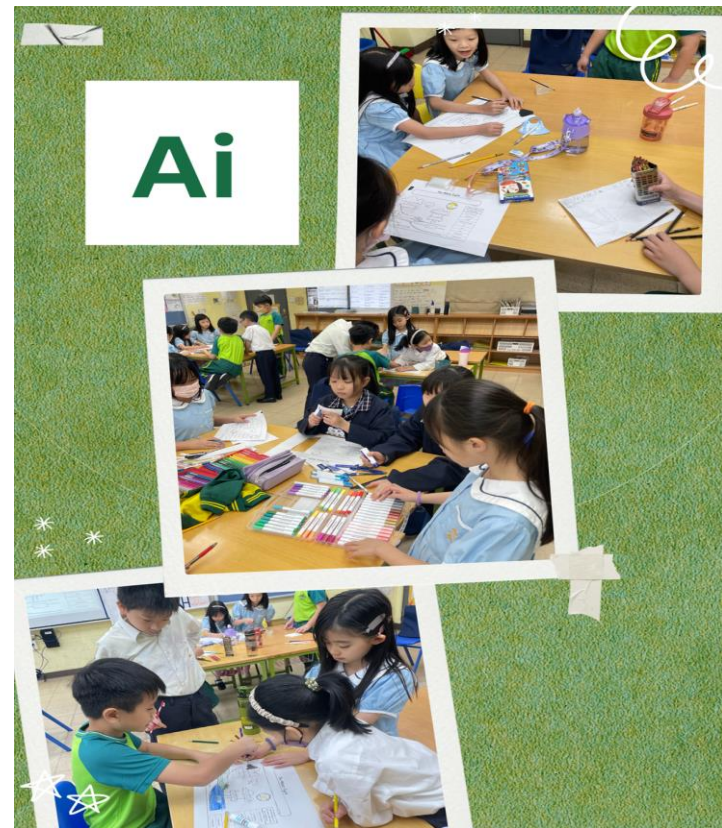
1. 大聲且清晰地說話。
2. 注視觀眾。
3. 能夠專心報告。



Grade 3 Green (Ai) class 3年級綠組(愛班)

In this class, students started the new unit "Being Water Wise". The students learned about the stages of The Water Cycle. They teamed up to create a fun poster displaying those stages.


在這堂課中，學生們學習新單元「明智用水」。學生學習水循環的各個階段。他們共同合作製作出一張有趣的海報，來呈現這些階段。



Grade 3 Green (Xin) class 3年級綠組(信班)

This week, we started a new unit on being **water wise**. Students listened to readings about why water is important and how we use water every day. In these pictures, students are practising their oral and writing skills by generating thoughts and creating mind maps to use in the classroom. Students demonstrated responsibility and initiative by working as a team and doing their share of the work.

本週，我們開始一個新的單元-明智用水。學生們聆聽關於水為何如此重要及我們每天如何使用水的文章。在這些圖片中，學生透過自身的想法和製作心智圖來練習口說及寫作技巧，以便運用在課堂上。學生以團隊合作的方式，展現出責任感和主動性。



High Frequency Words (HFW)

高頻單字



HFW

- water
- ice
- hot
- cold
- bottle
- ocean
- clean
- dirty

高頻單字

- 水
- 冰塊
- 熱
- 冷
- 瓶子
- 海洋
- 乾淨
- 骯髒

Content Keywords

重要字彙

Keywords

- brushing
- washing
- leaving
- wasting
- saving
- drinking
- turn off/on
- shower
- using

重要字彙

- 刷
- 洗
- 離開
- 浪費
- 節省
- 喝
- 關閉/開啟
- 淋浴
- 使用



Grammar Focus

文法重點

○ **Text Features**

Bold words, title, heading,

caption, diagram/illustration, author

● **文本特徵**

粗體字、大標題、小標題、

註解、圖表/插圖、作者



Social Conventions

主要句型



❖ You can _____!

❖ You need to _____.

- 你/妳可以 _____ !
- 您需要 _____ 。



重要日期

- 15/16 April: Midterm exam
 - 29 April : Special Newsletter
-
- 四月十五、十六日:期中評量
 - 四月二十九日:特別版週報