



# Guangren Elementary School

**Grade 5 Newsletter Week 13: May 4th - May 8th , 2026**

光仁國小ESL雙語班週報 - 五年級  
第二學期第13週 五月四日至五月八日, 2026

# Contents 內容

- Learning Goals
- Weekly Learning
- High Frequency Words
- Content Keywords
- Grammar Focus
- Raz Kids Book of the Week
- General Information
- 學習目標
- 每週學習內容
- 高頻單字
- 關鍵字彙
- 文法重點
- Raz Kids 本週推薦書籍
- 一般資訊



# Learning Goals

# 學習目標



We are learning to...本週我們學會了。。。。

## Oral Communication: 口說技巧

- Share our ideas and opinions in whole group and small group settings  
在大群體中、小組別裡彼此分享想法與個人意見。

## Reading: 閱讀技巧

- Understand and summarize a reading using key words and main ideas  
透過關鍵字與主要想法理解與總結一篇閱讀的文章。

## Writing: 寫作技巧

- Write a multi-paragraph biography  
撰寫一篇數個段落的傳記。

# Weekly Learning - Oral

# 每週學習內容- 口說



To practise oral communication, students practised their listening skills during a read aloud by listening for the main ideas and sharing their understanding and ability to make connections with previous knowledge discussed throughout the last 3 weeks. Students continued to practise using unit 5 content vocabulary to describe works of art and to express their opinion using grammatical structures practised in the past 2 units. This included using descriptive language and conjunctions to expand and explain their rationale.

針對本週的口說技巧，同學們先聽完一篇朗讀內容裡的主要想法，並彼此分享自己所理解的。最後練習關聯能力，透過運用這三週所學到的知識。同學們持續地練習第五單元的內容、詞彙來描述藝術作品，並透過已教過的前兩單元的文法架構來表達個人想法。同時使用述性語言與連結詞，延伸、理性的解釋他們的思維。

# Weekly Learning - Reading

# 每週學習內容- 閱讀



In Reading, students continued practising how to summarize in four steps, by reading carefully, underlining main ideas and key details, creating bullet points with the key words that support the main idea and finally making a summary using their own words. Being able to summarize what they read, allowed students to improve their reading comprehension and retention of different kinds of texts.

針對本週的閱讀技巧，同學們持續練習透過四小步驟作總結。首先，仔細閱讀文章內容，再標註主要想法與關鍵細節、然後以條列式重點寫出支持主要想法的關鍵字，最後以自己的理解作總結。透過閱讀的文章作總結，能提升同學們的閱讀理解能力與加深對不同文章類型的印象。

# Weekly Learning - Writing

# 每週學習內容- 寫作



This week, students learned how to write multi-paragraph essays about different parts of an artist's life. Students used flow maps to organize information about Vincent Van Gogh's background, early life, life as an artist, and his legacy. Students wrote about these events in chronological order and connected them between the two paragraphs with new sentence starters. The focus of writing the multi-paragraph essay about Vincent Van Gogh this week was to combine information from all aspects of his life into one, cohesive, biography.

針對本週的寫作技巧，同學們學到如何撰寫一篇數個段落的作文來描述一位藝術家生命的不同面向。同學們透過流程圖來歸類有關文森梵谷的資訊：從背景、早期的經歷、一位藝術家的生活到傳承的遺產。他們按時間軸順序描述以上的事件，並透過新的句子開頭連接兩段的內容。本週的數段落寫作為較著重整合文森梵谷的生命各面向並寫成一個連貫性的傳記。


# Weekly Learning - Art

# 每週學習內容-藝術



For art this week, students continued to work on their split-portraits, which gave them the opportunity to learn how to accurately draw facial features. Additionally, they worked to practise visually expressing their personality, hobbies and dreams. Lastly, students continued to practise offering positive and constructive feedback to each other as they express their opinion about each other's artwork.

針對本週的藝術課程，同學們持續在分臉肖像上創作並更多的練習準確地畫出臉部特徵。不但如此，同學們練習透過視覺化的創作畫出自己的個性、喜好與夢想。最後，他們也學會在彼此的藝術作品上給予建設性的回饋。




# High Frequency Words (HFW)

# 高頻單字

turned	(使) 轉向、轉身，變成
told	告訴 (tell 的過去式)
done	完成 (do 的過去式)
food	食物
it's	它是 (it's 的縮寫)
whole	整個、全部


# Content Keywords 關鍵字彙

style (artistic)	藝術畫風
experience	經驗
expressive	生動的
ideas	想法
loose	鬆散的 (筆觸)
strict	嚴謹的
serious	嚴肅的
inventor	發明家
famous	著名的
paint strokes	筆觸



# Grammar Focus

# 文法重點



## Punctuations: Parenthesis, Comma and Dashes

Parenthesis, commas and dashes add extra information to a sentence. The sentence should still make sense if they are not used.

Punctuation	Example sentence	Sentence <i>without</i> the punctuation
Parenthesis (add extra detail, not always needed)	My dog (a golden retriever) loves to play fetch.	My dog loves to play fetch.
Commas (separates extra information)	My friend, Jenny, is coming to my party.	My friend is coming to my party.
Dashes (adds extra emphasis on the additional information)	I finally met my favourite author - the one who writes mystery books!	I finally met my favourite author.

# Grammar Focus

# 文法重點



標點符號：括號、逗號和破折號

雖然括號、逗號和破折號能更豐富表達一個句子，在沒有標點符號的添加下，該句子仍保有原來的意思。

標點符號	例句	沒有添加標點符號的句子
括號 (添加額外資訊，並非必要)	我的狗 (一隻黃金獵犬)喜歡玩 丟球遊戲。	我的狗喜歡玩丟球遊戲。
逗號 (分開額外的資訊)	我的朋友，杰尼，會來我的派對。	我的朋友會來我的派對。
破折號 (額外強調附加資訊)	我終於遇到我最喜歡的作者了-就是那位撰寫神秘小說的!	我終於遇到我最喜歡的作者了。

# Raz Kids Feature Books Raz Kids 本週推薦書籍



## 克里斯多與珍妮-克勞德的 奔跑籬笆

Learning A-Z

### CHRISTO AND JEANNE-CLAUDE'S "RUNNING FENCE"

Can you name a work of art? Chances are you will choose a painting, drawing, or sculpture. Most people accept that these things are works of art. They are objects designed to give the viewer pleasure, knowledge, or understanding. One reason these forms are accepted as artworks is that they are forms that the public knows and accepts. But how do you decide if something new is a work of art?

For many years, artists have been making works of art using unusual materials. These include objects like old newspapers and tickets, rocks and sticks, and even words. Many people have difficulty accepting nontraditional works as real artworks.

One type of art, conceptual art, might exist only in the mind of the artist. A husband

CLOSE  
READINGS  
LEVEL 10

### At school:

We used this book to explore what makes something become art, and how the meaning behind an artist's work can bring communities together.

"Artists Around the World" is a topic that continues to show us how valuable art is for everyone.

### At home:

Discuss the feelings and ideas your child can express when they create art.

### 在課堂裡：

我們透過這本書探索什麼元素能使一件物品成為藝術，並一位藝術家的作品如何能把群體串連在一起。『世界各地的藝術家』持續是一項主題讓讀者感受到藝術的深奧與意義。

### 在家裡：

請爸爸媽媽鼓勵您的孩子描述出來，在創作時的想法與感受是什麼？

# General Information 一般資訊



- Sign-up forms for the Celebration of Learning event were sent home with students today. Please register to attend and see your child showcase what they have learned throughout the year.

學習分享週的意願調查表今天已發下給學生帶回家囉！邀請爸爸媽媽們一同來見證孩子們整年度所累積的學習精華。

## 雙語班學習分享週意願調查表 - 五年級

### Celebration of Learning Week Confirmation

親愛的五年級家長您好：

時序即將邁入六月，感謝您這一年的協助與陪伴，讓孩子們能快樂、投入地學習，孩子們依循外師的指導努力學習與成長，在聽、說、閱讀、寫作等領域都有明顯進步；師生、同學間的語言互動也更顯得自信與流暢。

在ESL雙語班五年級學習分享的日子，老師及孩子們要將這一學年來的學習成果呈現給親愛的家長們。誠摯地邀請您一起見證孩子們的成長，您的參與是孩子最大的鼓勵！


ESL學習分享週時間/地點：

- 五年仁班 綠組：6/1 (一) 下午13:25 - 14:10 ( 玫瑰樓B1 )
- 五年仁班 黃組：6/3 (三) 上午10:40 - 11:25 (光仁樓6F 羽毛球場)
- 五年愛班 黃組：6/4 (四) 上午8:55 - 9:40 ( 光仁樓6F 羽毛球場 )
- 五年愛班 綠組：6/5 (五) 上午8:55 - 9:40 ( 玫瑰樓B1 )
- 五年信班：6/4 (四) 上午8:55 - 9:40 (博愛樓3F 閱讀軒)



請於 **5/15前** 完成用  
裝置掃描QR碼  
填寫意願調查表

# Photos 照片



**Thank you!**

**謝謝各位家長閱讀！**