



# Guangren Elementary School

**Grade 6 Newsletter Week 7: October 7th - October 11th , 2024**

光仁國小ESL雙語班週報 - 六年級  
第一學期第七週 十月七日 - 十月十一日

# Contents 目錄：

1. **A Peek into our Week!**
2. **High Frequency Words**
3. **Key Content Words**
4. **Grammar Focus**
5. **Social Conventions**
6. **Homework Announcements**
7. **Upcoming Dates / Important Announcements**

1. 一探究竟我們本週課程！
2. 高頻字彙
3. 重要字彙
4. 文法重點
5. 主要句型
6. 作業公告
7. 重要日期/公告



# G6 Ai: Yellow

In Ai6 Yellow class, students shared definitions of key and high frequency words that they researched at home. We will use these words to build a vocabulary bank on our word wall. This anchor chart will help students construct better sentences and questions.

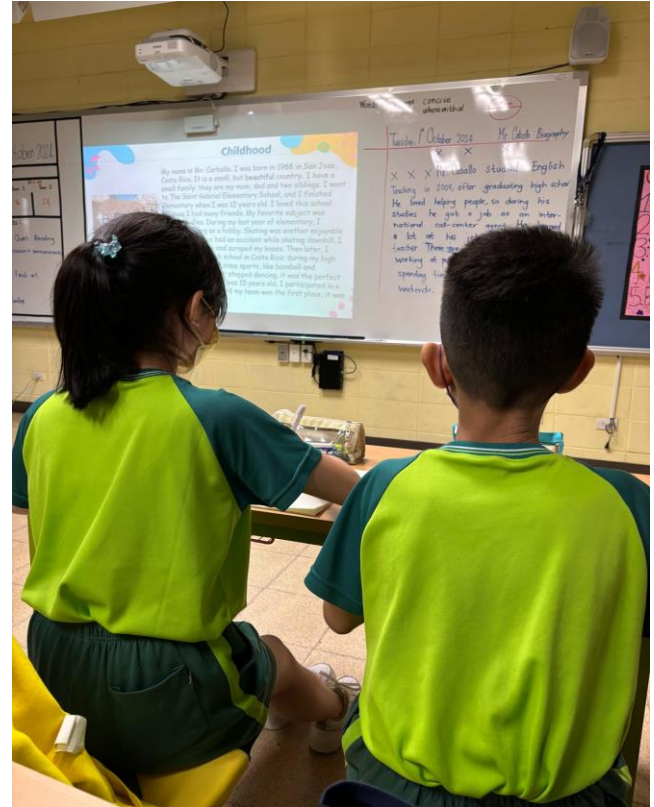
在六愛黃組的課堂上，學生們分享了他們在家中研究重要字彙及高頻率字彙的定義。我們將運用這些字彙在單字牆上建立字彙列表。這個錨點圖將有助於學生建構更好的句子和問題。



# G6 Ren: Yellow

In Ren6 yellow class, students learnt how to write the first paragraph draft of a biographical text. Students were taught to use an indent at the beginning of each paragraph, as well as include a topic sentence, detail sentences, and a conclusion. Next they will continue to practise the revising and editing skills.


在六仁黃組的課堂上，學生們學習如何撰寫傳記文章的第一段草稿。學生在每個段落的開頭使用縮排，以及包含主旨句、細節句和結論。接下來，他們將持續練習修改和編輯技巧。



# G6 Ren and Ai: Green

In G6 Ren and Ai Green classes, Students practised their note taking skills by listening to a read aloud and watching a video about Amelia Earhart. After, they worked together in a group to create a table chart about her life that included her childhood, young adult life, and later years. Students will later use this skill to help them create a biographies about various people.


在六仁及六愛綠組的課堂上，學生們透過聆聽朗讀和觀賞有關 Amelia Earhart 的影片來練習做筆記的技巧。之後，他們以分組方式共同製作了一張圖表，介紹她的一生，包含了她的童年、青年和晚年時期。之後學生將運用此技能來幫助他們製作關於不同人物的傳記。



# G6 Xin: Yellow

In the Xin 6 yellow class last week, students practiced interview skills by asking and answering questions. It was a good chance to create open conversations between the students. It also allowed them to practise speaking in past tense.

在上週六信黃組和綠組的課堂上，學生們透過提問和回答問題的方式來練習面試技巧。這不僅是學生之間練習開放式對話的良好機會。也可以讓他們運用過去式來練習口說技巧。



# G6 Xin: Green

In the Xin 6 green class last week, students worked together to write a paragraph about different stages of Amelia Earhart's life. While listening to a read aloud about her life, students practised their note taking skills. They then combined those notes together and used them to help write a paragraph.

在上週的六信綠組課堂上，學生們一起撰寫了一段關於 Amelia Earhart 人生不同階段的文章。在聆聽有關於她生平的朗讀時，學生們練習了做筆記的技巧。然後，他們將這些筆記結合起來，用來幫助他們寫一段文章。



## High Frequency Words (HFW) & Keywords

高頻率字彙和重要字彙



### beautiful:

- The sunset over the mountains was absolutely beautiful.

### information:

- She gathered all the necessary information before starting the project.

### question:

- The student raised his hand to ask a question about the lesson.

### explain:

- Can you please explain how this science experiment works?

### 美麗:

- 山間的日落絕對美麗。

### 資訊:

- 她在企劃開始進行之前收集了所有必要的資訊。

### 問題:

- 該學生舉手發問有關這堂課的問題。

### 解釋:

- 請你解釋一下這個科學實驗是如何進行的？



## Content Keywords

### 重要字彙

#### **culture:**

- The festival gave us a chance to learn more about the local culture.

#### **develop:**

- Over time, scientists continue to develop new ways to treat diseases.

#### **value:**

- Honesty is an important value that I always try to uphold.

#### **throughout:**

- Throughout the year, we will cover various topics in our history class.



#### **文化：**

- 此節日讓我們有機會了解當地文化。

#### **發展：**

- 隨著時間的推移，科學家不斷開發治療疾病的新方法。

#### **價值：**

- 誠實是我一直努力維護的重要價值觀。

#### **自始至終：**

- 自始至終的一年裡，我們的歷史課會涵蓋各種主題。

## Grammar Focus

### 文法重點

#### Pronouns

- who, which, that, whose

#### Time Markers

- - sequence markers: prior to, previously, since, eventually

#### Sentence Structure

- - longer and complex sentences with subordinate clause(s).
- - connect ideas using transitional words.



#### 代名詞

- 誰、哪一個、那個、誰的

#### 時間標記

- -序列標記：先前的、之前的、自從、最終

#### 句子結構

- -較長及複雜句子的從屬子句。
- -使用過渡詞連結想法。

## Social Conventions

### 主要句型

When and where were you born?

Who is in your family?

Where did you \_\_\_\_\_?

What are your hobbies?

Why do you like \_\_\_\_\_?

Tell me about your \_\_\_\_\_.

What did you do after \_\_\_\_\_?

你出生於何時及何地？

你家庭裡有誰？

你在哪裡\_\_\_\_\_？

你的嗜好/興趣是什麼？

為什麼你喜歡\_\_\_\_\_？

告訴我關於你的\_\_\_\_\_。

\_\_\_\_\_之後你做了什麼？



## **Homework Announcements**

### **回家作業**

For homework, we will no longer be using the QR codes; instead, it will be posted in our Google Classroom. Please login to Google Classroom using your child's email address.

Weekday homework will be uploaded to Google Classrooms on Monday, and should be completed for each day.

Weekend homework will be uploaded on Friday to be completed before returning to school the next week.

在作業方面，我們將不再使用 QR codes，取而代之的是發佈於 Google Classroom 上。請使用您孩子的電子郵件地址登入 Google Classroom。

平日作業將於每週一上傳至Google Classroom，並應於每日完成。

週末作業將於每週五上傳，並應於下週返校前完成。

**Upcoming Dates**  
**Chinese**

October 10th: National Day (No School)

10月10日：國慶日（休假）

**Important Announcement 重要公告**

ESL電子聯絡簿將預計在10/19全面停止更新，學生作業以及每週週報將會上傳到Google classroom系統上面，請家長登入到學生Google classroom上面觀看，謝謝！

