



# Guangren Elementary School

**Grade 2 Semester 2 Newsletter Week 15: May 19th - May 23rd , 2025**

光仁國小ESL雙語班週報 - 二年級  
第二學期第15週 五月十九日 - 五月二十三日

# Contents:

# 目錄：



1. A Peek into our Week!

2. High Frequency Words

3. Key Content Words

4. Grammar Focus

5. Workbook Focus

6. Upcoming Dates

1. 本週搶先看！

2. 高頻單字

3. 重要字彙

4. 文法焦點

5. 課後補充教材重點


6. 活動佈告欄

# Grade 2 Yellow (Ren) class

This week in Yellow Ren class, students used Venn diagrams to explore the similarities between fiction and nonfiction. This written task allows student to organize their ideas, and deepen their understanding.

在這週的仁班黃組的課堂上，學生們利用文氏圖來探索文學類和非文學類書籍的相似處。這份寫作作業給學生整理自己想法的機會，並深度強化了他們對新知識的了解。

# 二年級(仁班)黃組




## Grade 2 Green (Ren) class

In Grade 2 Green Ren class, students began the final unit about ants. As a class we read a non-fiction book about ants which helped students learn some facts and use any of their previous knowledge. Afterwards, students wrote some facts about ants individually, drew and labelled an ant in their blue book. The reading had helped students use information they learned about ants to help complete the writing task. As they were doing the writing, they were sharing what they knew about ants.

在二仁綠組的班上，學生們開始學習關於螞蟻的最後一個單元。整個班級一起閱讀了一本介紹螞蟻的非文學類書本，幫助學生學到一些新知識，以及運用到他們之前學過的。之後，學生各自寫下關於螞蟻的知識，在藍色作業簿中畫出一隻螞蟻，並加上標籤。這項閱讀活動讓同學們使用螞蟻的知識來完成寫作的作業。在進行寫作時，他們同時在分享自己對螞蟻的了解。

## 二年級(仁班)綠組

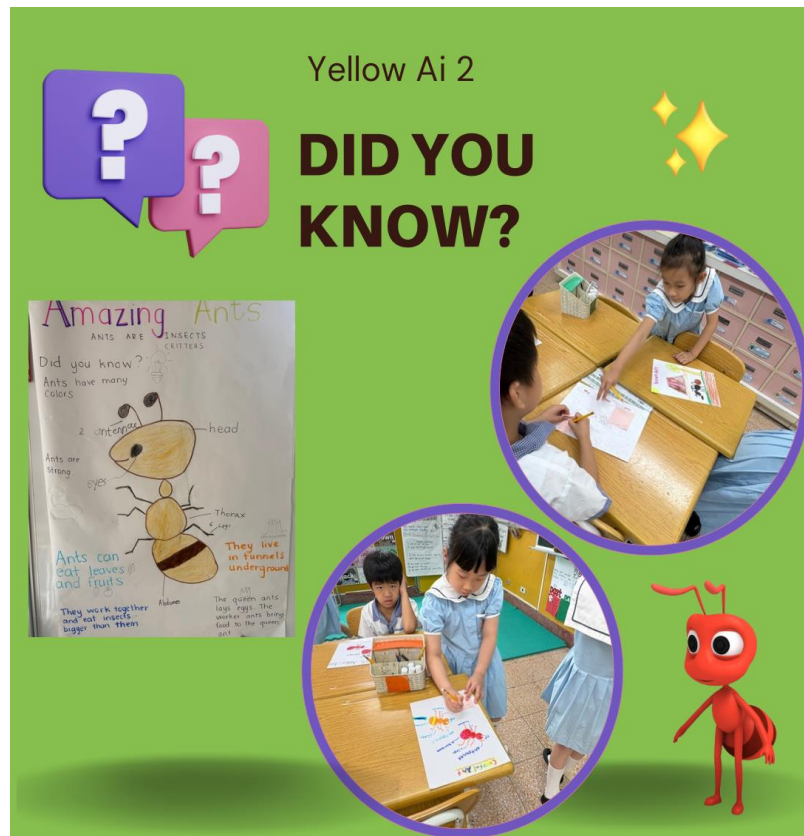


# Grade 2 Yellow (Ai) class

In Yellow Ai class, students explored the differences between fiction and non-fiction texts. To consolidate their learning, they created eye-catching "Did You Know?" fact sheets, packed with interesting facts. They worked hard to research, write clearly, and present their facts in creative ways. It was a great opportunity to showcase their growing reading and writing skills.

在二年愛班中，學生們探索了文學類和非文學類書本的差別。為了鞏固新學到的東西，他們創造了顯眼的"你知道嗎?"頁面，其中充滿有趣的知識。他們努力於尋找知識、清楚的寫作以及用有創意的方式呈現他們的知識。這是展現在成長中的閱讀和寫作能力的好機會。

## 二年級(愛班)黃組



# Grade 2 Green (Ai) class

This week, students began their final unit: CRITTERS! They learned the difference between fiction and non-fiction books and worked in groups to sort story features using a Venn diagram. It was a fun and educational start to exploring the world of bugs!

這週，學生們踏入最後一個單元：小蟲子！他們學習了非文學類和文學類書本的區別，並在小組中把各個特徵分類在文氏圖上。這是個開始探索昆蟲世界的好方法，既有趣又有教育性！

## 二年級(愛班)綠組

### Fiction and Non-fiction





# Grade 2 Yellow (Xin) class

This week in Yellow Xin class, the students learned about ants. They explored different facts, took turns reading, and answering questions about ants. This written task helped reinforce their understanding.

這週的信班黃組中，學生們專注於螞蟻的單元。他們探索了各種知識、輪流閱讀書籍以及回答關於螞蟻的一些問題。這項寫作作業幫助他們強化自己對新知識的了解。

## 二年級(信班)黃組

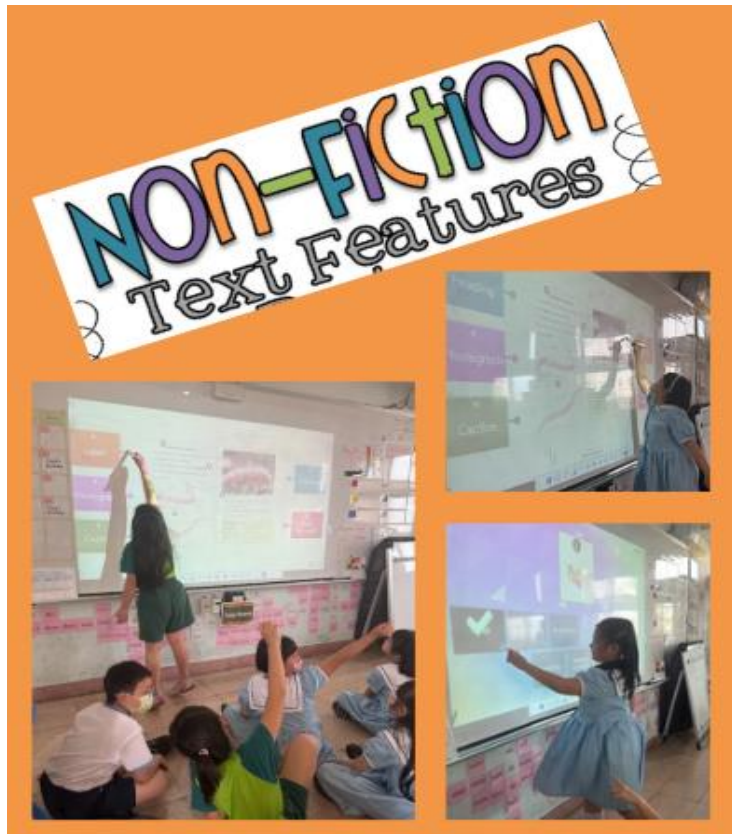


## Grade 2 Green (Xin) class

In Grade 2 Green Xin class, students were introduced to non-fiction text features. They first learned about what non-fiction books needs such as, headings, tables of contents, and glossary. Then, to implement their new learning, the students played games where they needed to identify the correct non-fiction text feature. This activity was a great start to the students' learning about non-fiction because they learned some new vocabulary words and how to implement it in their writing.

在二信綠組的課堂中，學生們接觸到非文學類的文本特徵。他們首先學習非文學類的書本需要有什麼，例如：標題、目錄和詞彙表。接著，為了運用他們學的新知識，學生進行一個遊戲，認出正確的非文學類特徵。這項活動是讓學生開始學習非文學類書本的良好起點，因為他們學到了新單字，並使用在寫作當中。

## 二年級(信班)綠組





# High Frequency Words (HFW) & Keywords

## 高頻單字 和 重要字彙



### HFW

does  
each  
back  
can  
how  
inside  
jump  
than  
these  
those

### 高頻單字

做(第三人稱)  
各；每個(限定詞)  
後方  
可以；能夠  
如何  
裡面  
跳；躍  
比較(介系詞)  
這些  
那些

# Content Keywords

## 重要字彙




### Keywords

head  
eyes  
wings  
legs  
thorax  
abdomen  
antenna  
queen ant  
worker ant  
soldier ant

### 重要字彙

頭部  
眼睛  
翅膀  
腿部  
胸部(昆蟲的)  
腹部  
觸鬚  
蟻后  
工蟻  
兵蟻



# Grammar Focus

## 文法重點



### Question sentence

Describe the bug(s).

It is \_\_\_\_\_.

It has/They have \_\_\_\_\_.

Where does the bug live?

It lives \_\_\_\_\_.

What does the bug eat?

It eats \_\_\_\_\_.

Why is the bug interesting?

It is interesting, because \_\_\_\_\_.

Why do you like this bug?

I like this bug, because it's \_\_\_\_\_.

What can the bug do?

The bug can \_\_\_\_\_.

### 問句

形容這(些)小蟲子。

牠是 \_\_\_\_\_。

牠/牠們有 \_\_\_\_\_。

這個蟲子住在哪裡?

牠住在 \_\_\_\_\_。

這個蟲子吃什麼?

牠吃 \_\_\_\_\_。

為什麼這個蟲子有趣?

牠有趣，因為 \_\_\_\_\_。

為什麼你喜歡這個蟲子?

我喜歡這個蟲子，因為牠 \_\_\_\_\_。


這個蟲子能做什麼?

這個蟲子會 \_\_\_\_\_。

# Workbook Focus Of The Week G2 課後補充教材重點



## Activity 2: Vowel Digraph: ie

 **Vowel digraphs** are two vowels that work together to make one sound. "ie" together make the long "i" sound.

Use the letters from each of the columns to make a word. Write the word next to the picture.

Beginning

t fr

p dr

sp d

qu cr

Middle

ie

End

s

t

d



p ie



Extra practice workbook - Page 61

課後補充教材 - 第61頁

## ***Upcoming dates***

### **活動佈告欄**



- Special Newsletter- May 30th
- Dragon Boat Festival School closed- May 30th
- 特別版週報－五月三十日
- 端午節連假－五月三十日